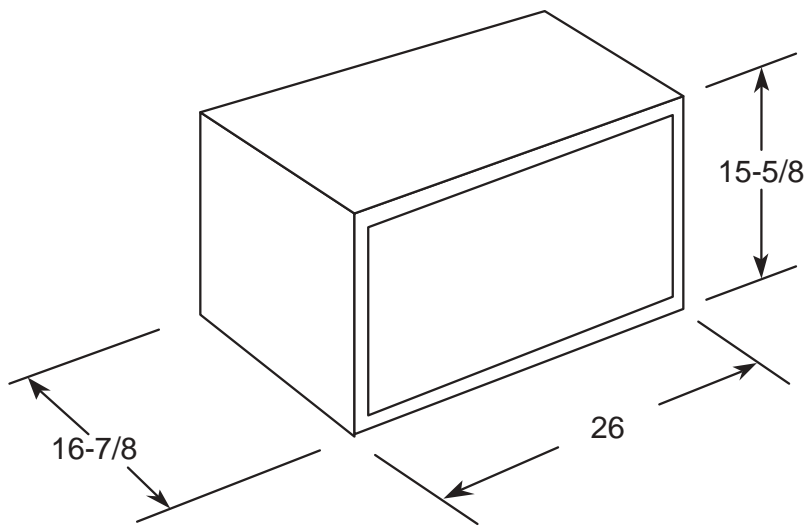




GE Appliances

AJHS08ASB – GE® 115 Volt Built-In Heat Pump


Wall Case Dimensions (in inches)



Note: When installing slide-out chassis units in through-the-wall applications, keep louvers free. Do not restrict air flow areas.

Note: This unit is **note** intended to be the primary source of heat.

Parallel



115V
15 Amp



Total capacity and E.E.R. ratings are calculated based on the Association of Home Appliance Manufacturers' standards.



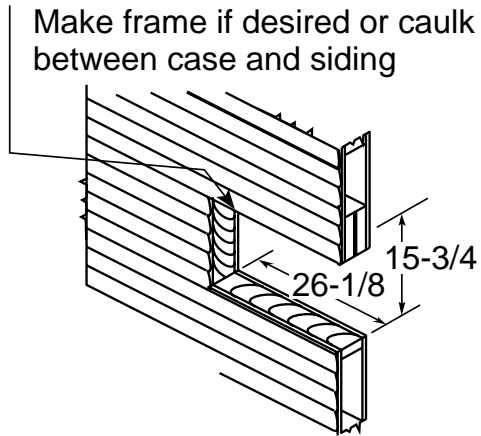
Listed by
Underwriters
Laboratories



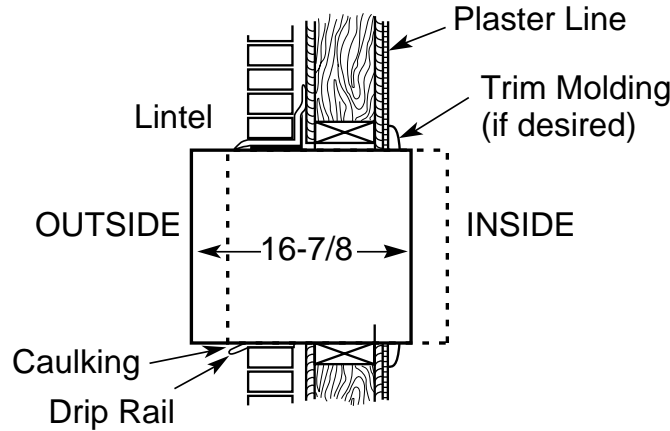
GE Appliances

AJHS08ASB – GE® 115 Volt Built-In Heat Pump

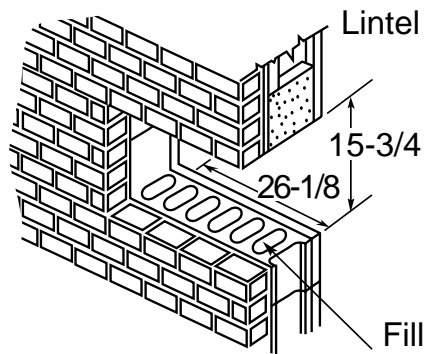
Dimensions (in inches)



Frame Construction



Flexible Mounting Position



Brick Block and Brick Frame Construction

Fill open cells with mortar or insulation

Installation Information: A finished opening of 26-1/8" x 15-3/4" clear of intrusions is required. Keep clearance of 4" from side walls. Brick veneer or frame walls should have wood studding surrounding case to provide firm anchoring with screws. Case can be fastened directly to brick or block walls with screws sunk in lead expansion shields.

Note: Units should be caulked on all four sides of case to the building exterior to assure building integrity.

Two Wall Cases for Tenant Option Installation

When the air conditioner is offered as a tenant option, these wall cases provide protection against outside elements.

RAB47 – includes wall case, exterior grille and steel closure panels.

RAB48 – includes wall case, exterior grille, steel closure panel and two layers of insulation.

Standard Wall Case RAB46

Solid-sided wall case fabricated of galvanized steel with baked enamel finish. Welded areas are coated with a sealing compound to help resist rust and corrosion. Polymer gasket surrounds opening to assure tight weather seal. Aluminum grille (RAG13) is included. Panels on interior and between case and grille provide weather protection prior to installation of chassis. provide firm anchoring with screws. Case can be fastened directly to brick or block walls with screws sunk in lead expansion shields.



Total capacity and E.E.R. ratings are calculated based on the Association of Home Appliance Manufacturers' standards.



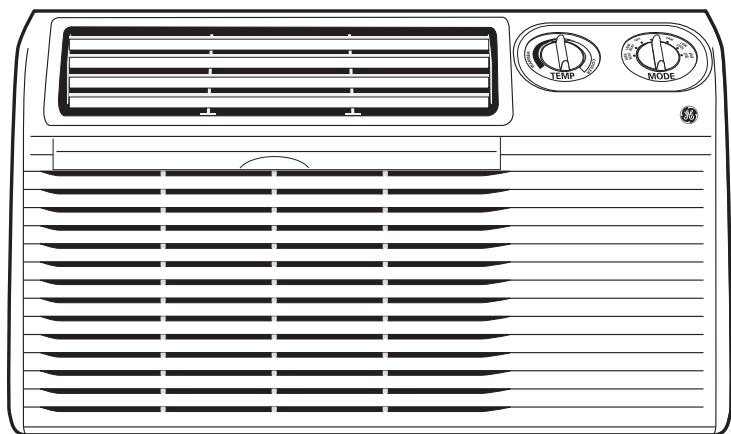
Listed by Underwriters Laboratories

For answers to your Monogram®, GE Profile™ or GE® appliance questions, visit our website at GEAppliances.com or call GE Answer Center® service, 800.626.2000.



GE Appliances

AJHS08ASB – GE® 115 Volt Built-In Heat Pump



Features and Benefits

- 8,000 BTU
- 7,700 BTU pump
- 4,100 BTU strip
- 9.5 EER
- 115 Volts
- Mechanical controls
- Variable position thermostat
- Four-way air direction
- Up-front, washable air filter
- 2 Cool/2 heat/2 fan only speeds
- Model AJHS08ASB – Cameo White