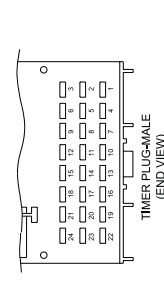
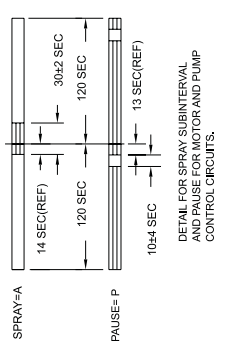
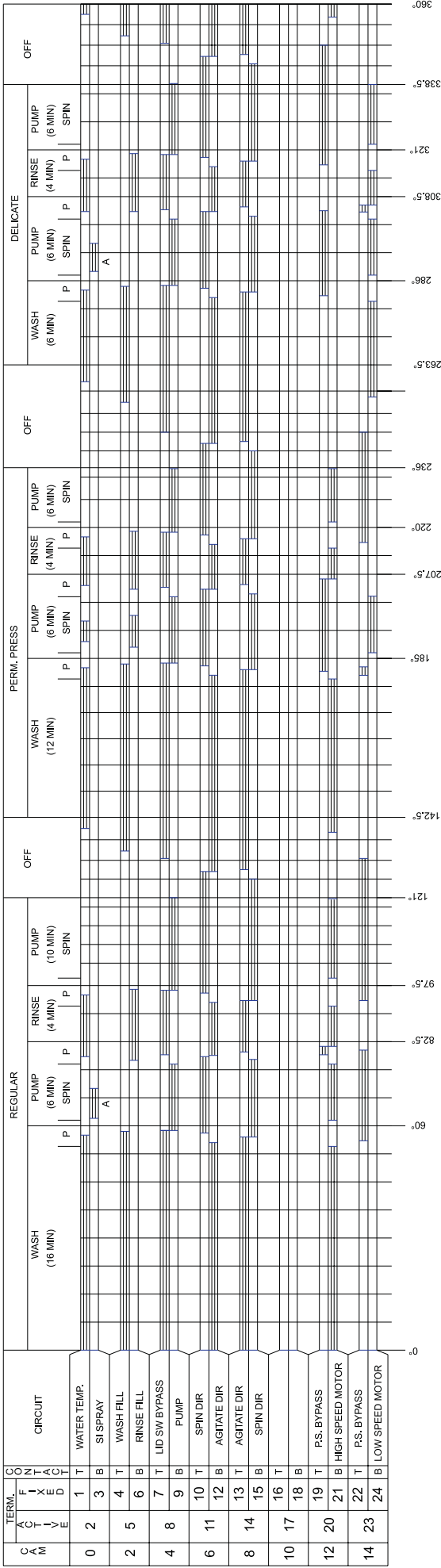


CAUTION: DISCONNECT ELECTRIC CURRENT BEFORE SERVICING

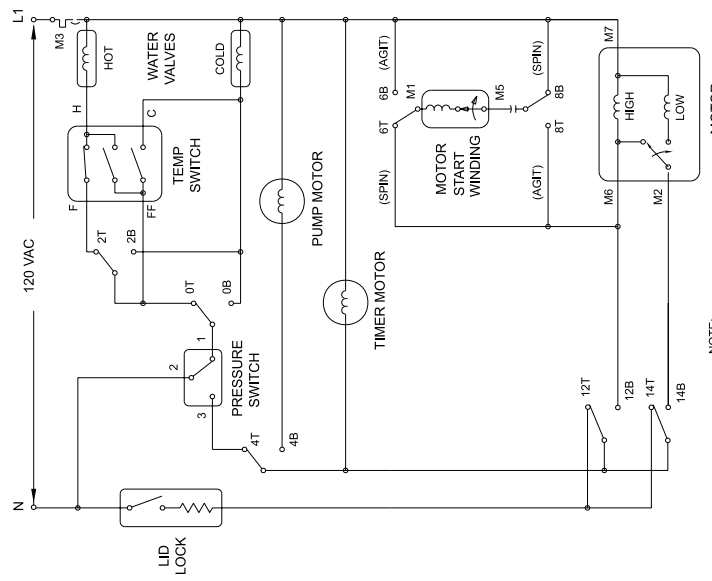
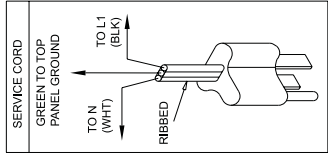
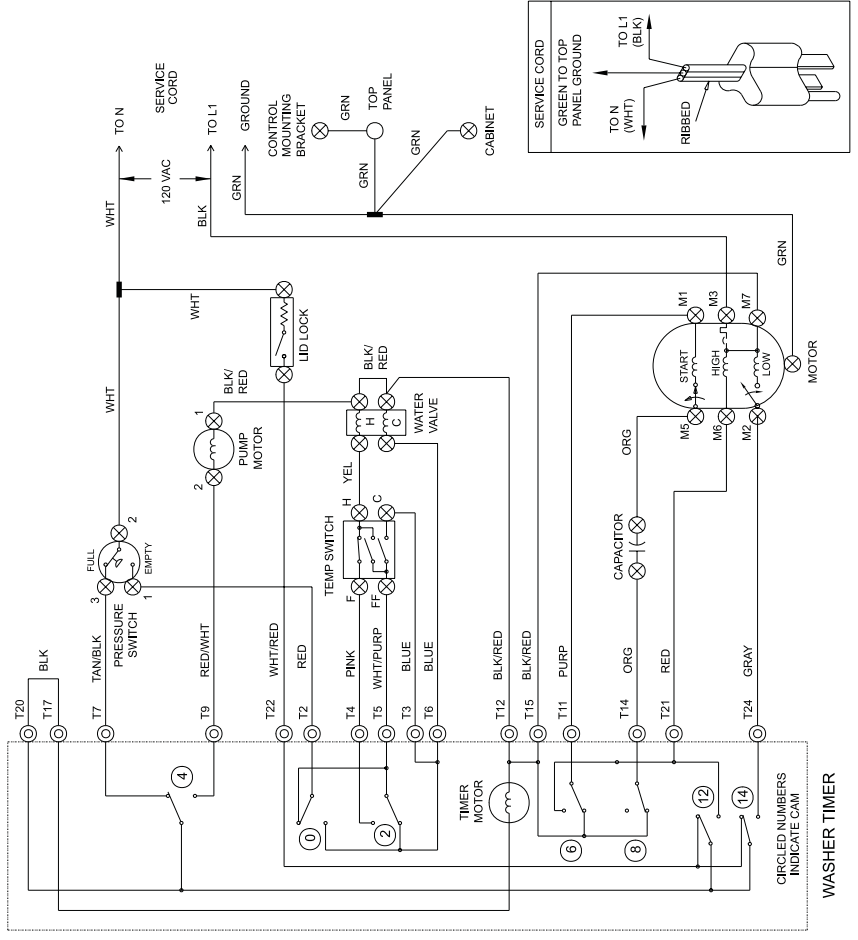


WIRING CODES

- Ⓞ PLUG IN TIMER TERMINAL
- ⊗ QUICK DISCONNECT TERMINAL
- ⊕ SCREW TERMINAL CONNECTION
- ⊖ NO CONNECTION
- Ⓜ MOTOR SWITCH
- Ⓢ SPLICE
- Ⓜ MOTOR PROTECTOR
- Ⓜ CHASSIS (CABINET) GROUND

| TEMPERATURE SWITCH CIRCUIT | | | |
|----------------------------|-----|------|------|
| WASH/RINSE | F-H | FF-C | FF-C |
| HOT/COLD | X | O | O |
| WARM/COLD | X | O | X |
| COLD/COLD | O | O | X |
| WARM/WARM(OPT) | O | X | X |

0=OPEN X=CLOSED (OPT)=OPTIONAL ON SOME MODELS



NOTE: SUFFIX INDICATES TIMER SWITCH CONTACTS
T= TOP
B= BOTTOM

WASHER TIMER

WIRING DIAGRAM
P/N 131986700