

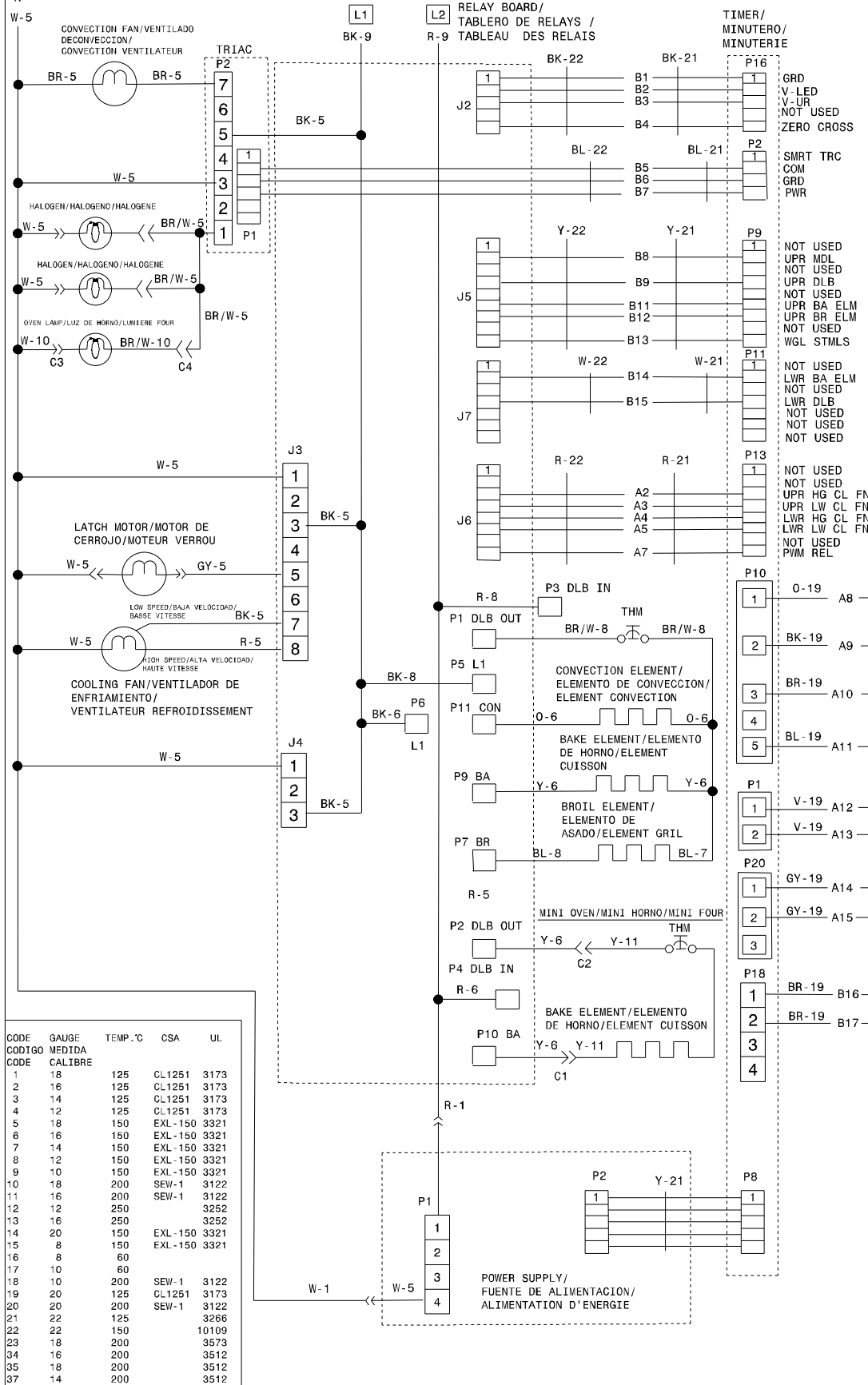
OVEN CIRCUIT // CIRCUITO DE HORNO // CIRCUIT DU FOUR

COLOR CODE/CODIGOS DE COLOR/CODE DE COULEUR

GY.	-GREY/GRIS/GRIS
G.	-GREEN/VERDE/VERT
W.	-WHITE/BLANCO/BLANC
R.	-RED/ROJO/ROUGE
O.	-ORANGE/NARANJA/ORANGE
Y.	-YELLOW/AMARILLO/JAUNE
BR.	-BROWN/CAFE/BRUN
BL.	-BLUE/AZUL/BLEU
BK.	-BLACK/NEGRO/NOIR
V.	-VIOLET/VIOLETA/VIOLET
T.	-TAN/CAFE CLARO/BEIGE

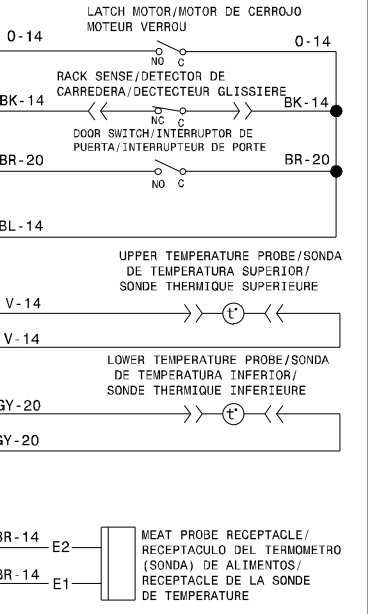
LEGEND/LEVENDA/LEGENDE

C.R.	- CENTER REAR/TRASERO DE CENTRO/ARRIERE CENTRE
R.F.	- RIGHT FRONT/FRENTE DERECHO/AVANT DROIT
R.R.	- RIGHT REAR/TRASERO DERECHO/ARRIERE DROIT
L.F.	- LEFT FRONT/FRENTE IZQUIERDO/AVANT GAUCHE
L.R.	- LEFT REAR/TRASERO IZQUIERDO/ARRIERE GAUCHE
LIM.	- LIMITOR/LIMITADOR/LIMITEUR
H.S.	- HOT SURFACE/SUPERFCTE CALIENTE/SURFACE CHAUDE
T.B.	- TERMINAL BLOCK/BLOQUE DE TERMINALS/BLOC DE CONNEXION
THM.	- THERMAL CIRCUIT BREAKER/INTERRUPTOR TERMICO/PROTECTEUR THERMIQUE
FN.	- FAN/VENTILADOR/VENTILATEUR

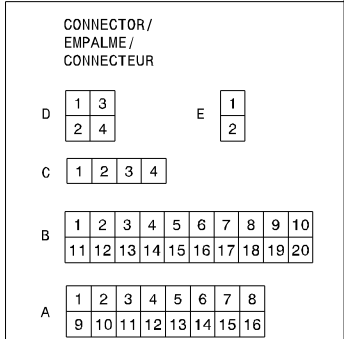


NOT USED

UPR MDL	NOT USED
UPR DLB	NOT USED
UPR BA ELM	NOT USED
UPR BR ELM	NOT USED
WGL STMLS	NOT USED
LWR BA ELM	NOT USED
LWR DLB	NOT USED
PWM REL	NOT USED

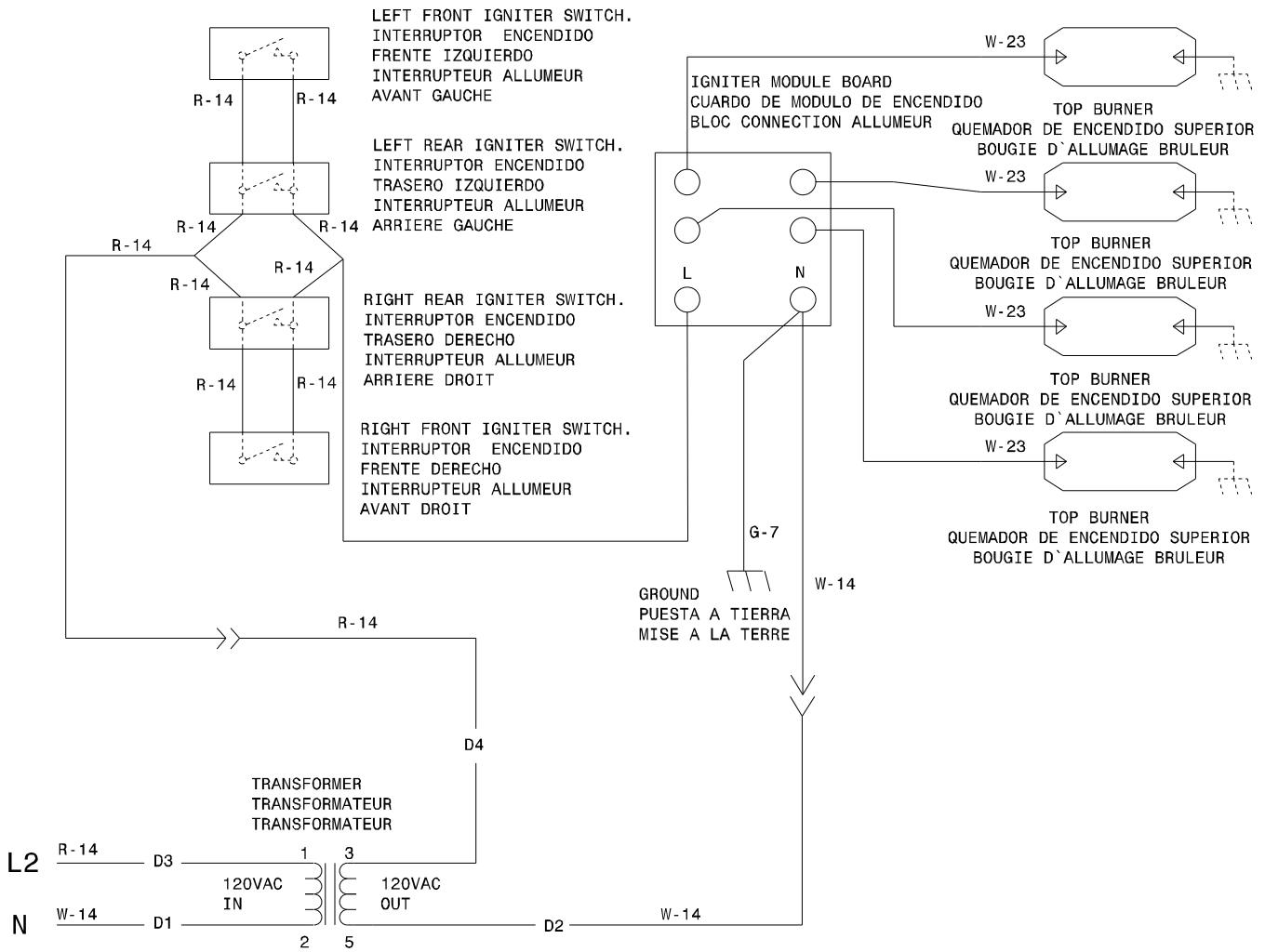


CODE CODIGO CODE	GAUGE MEDIDA CALIBRE	TEMP. °C	CSA	UL
1	18	125	CL1251	3173
2	16	125	CL1251	3173
3	14	125	CL1251	3173
4	12	125	CL1251	3173
5	18	150	EXL-150	3321
6	16	150	EXL-150	3321
7	14	150	EXL-150	3321
8	12	150	EXL-150	3321
9	10	150	EXL-150	3321
10	18	200	SEW-1	3122
11	16	200	SEW-1	3122
12	12	250		3252
13	16	250		3252
14	20	150	EXL-150	3321
15	8	150	EXL-150	3321
16	8	60		
17	10	60		
18	10	200		
19	20	125	CL1251	3173
20	20	200	SEW-1	3122
21	22	125		3266
22	22	150		10109
23	18	200		3573
34	16	200		3512
35	18	200		3512
37	14	200		3512



CAUTION: DISCONNECT POWER BEFORE SERVICING UNIT.
ATENCION: CORTAR LA CORIENTE ANTES DE REALIZAR EL MANTENIMIENTO DEL ELECTRODOMESTICO.
ATTENTION: COUPEZ L'ALIMENTATION AVANT D'EFFECTUER LA REPARATION.

COOKTOP CIRCUIT // CIRCUITO DE PLANCHA DE COCINAR // CIRCUIT TABLE CUISSON



CAUTION: DISCONNECT POWER BEFORE SERVICING UNIT.
 ATENCION: CORTAR LA CORRIENTE ANTES DE REALIZAR EL MANTENIMIENTO DEL ELECTRODOMESTICO.
 ATTENTION: COUPEZ L'ALIMENTATION AVANT D'EFFECTUER LA REPARATION.

318271959 REV:A
 PAGE: 2 / 2