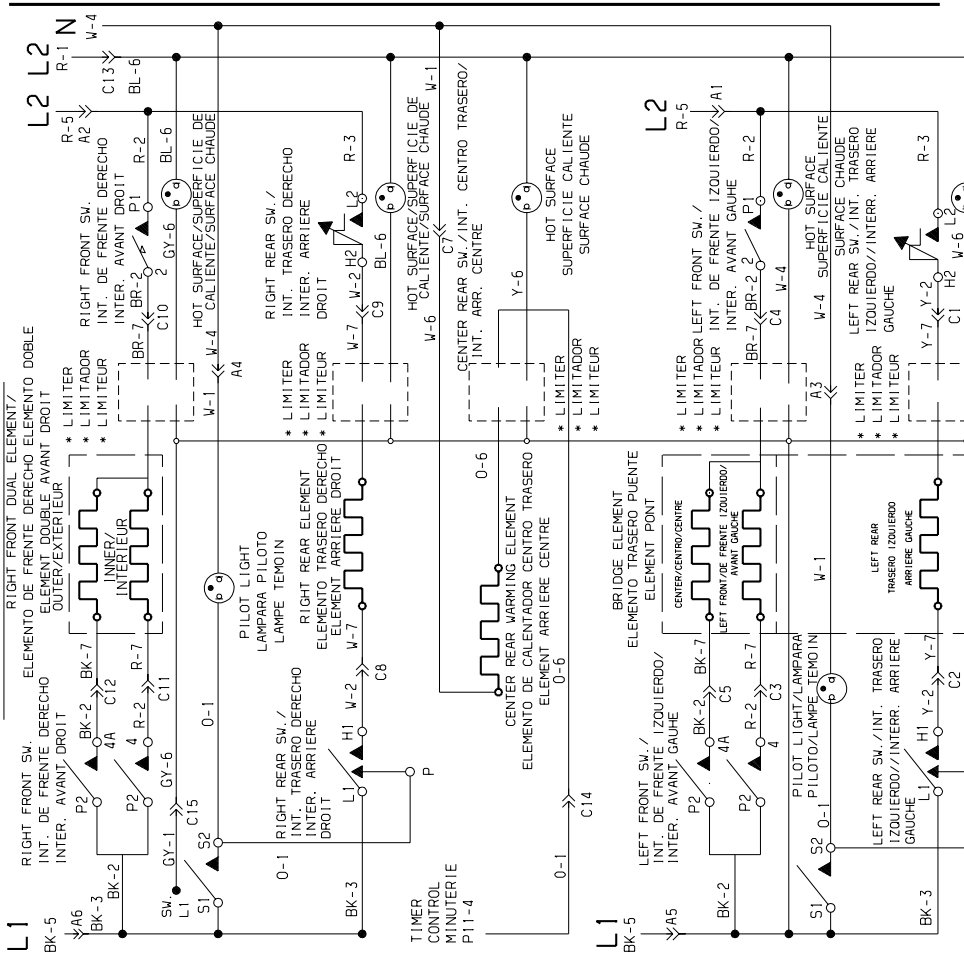


COOKTOP CIRCUIT/PLANCHA DE COCINAR/

CIRCUIT TABLE CUISSON/



IMPORTANT : COPPER WIRE MUST BE USED FOR CONNECTIONS TO CONDUIT WIRE. ALAMBRE DE COBRE DEBE DE SER UTILIZADO PARA LA CONEXION AL CANAL DE ALAMBRES. RACCORDEMENT AU CABLE DE L'APPAREIL.

WARNING/AVERTISSEMENT

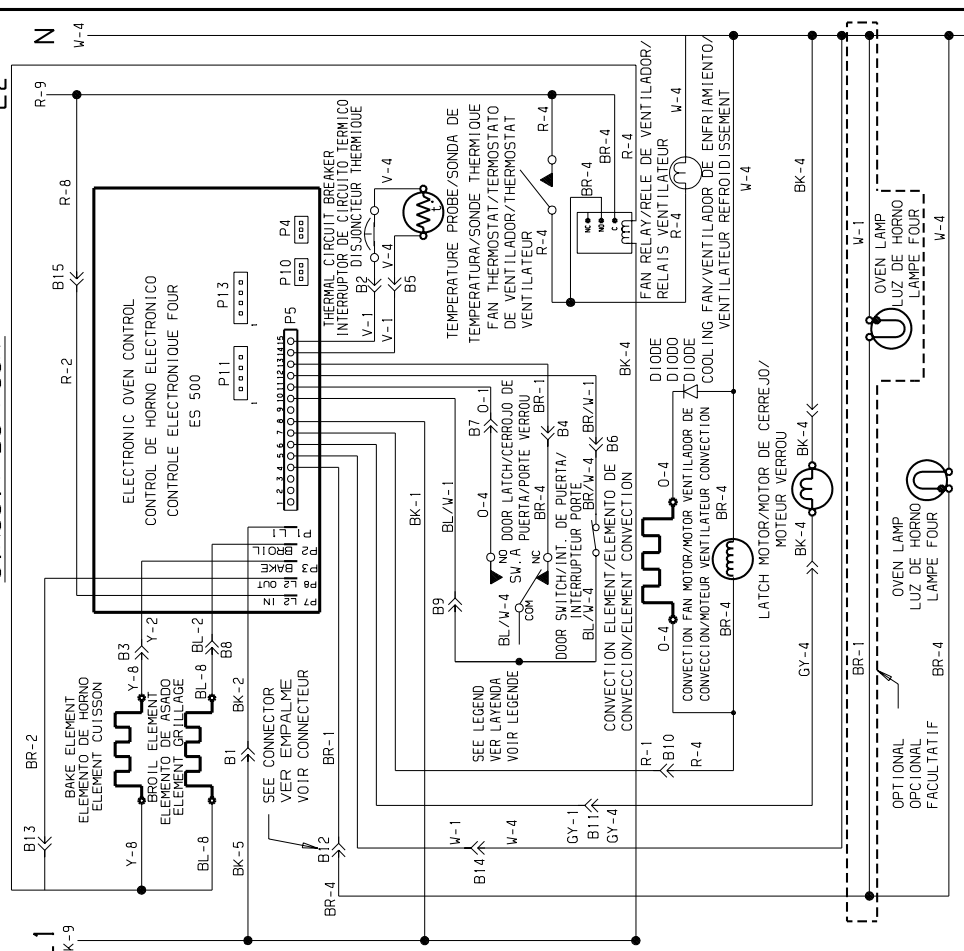
DISCONNECT POWER BEFORE SERVICING UNIT/DESCONECTE LA ENERGIA ANTES DE REALIZAR EL MANTENIMIENTO DEL ELECTRODOMESTICO/CUPEP LE COUPANT AVANT D'EFFECTUER LA REPARATION.

COLOR WIRE NO./NO DE COLOR DE ALAMBRE/COULEUR FIL

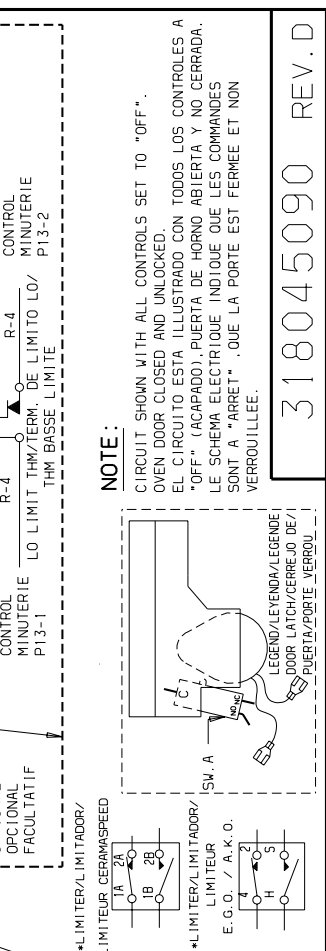
COLOR CODE/CODIGOS DE COLOR/COULEUR	9	10	150	3321
BK BLACK/NEGRO/NOIR	BR BROWN/NEGRO/BRUN	10	150	3321
OR ORANGE/ANARANJADO/ORANGE	V VIOLET/VIOLETA/VIOLET	8	150	3321
TR TAN/OBRODO/TRAN	Y YELLOW/AMARILLO/JAUNE	7	200	3122
C COPPER/COBRE/CUIVRE	GY GRAY/GRA/GRIS	6	18	200
BL BLUE/AZUL/BLEU	G GREEN/VERDE/VERT	5	14	150
P PINK/ROSA/ROSE	R RED/ROJO/ROUGE	4	18	150
W WHITE/BLANCO/BLANC	PR PURPLE/PURPURE/POURPRE	3	14	125
B/W BLUE/WHITE STRIPE/ANJAZUL/BLANC/BLANC RAYE	FIL	2	16	125
		1	18	125
				UL STYLE
				MODELO
				TEMP. °C
				CALIBRE

OVEN CIRCUIT/CIRCUITO DE HORNO/

CIRCUIT DU FOUR

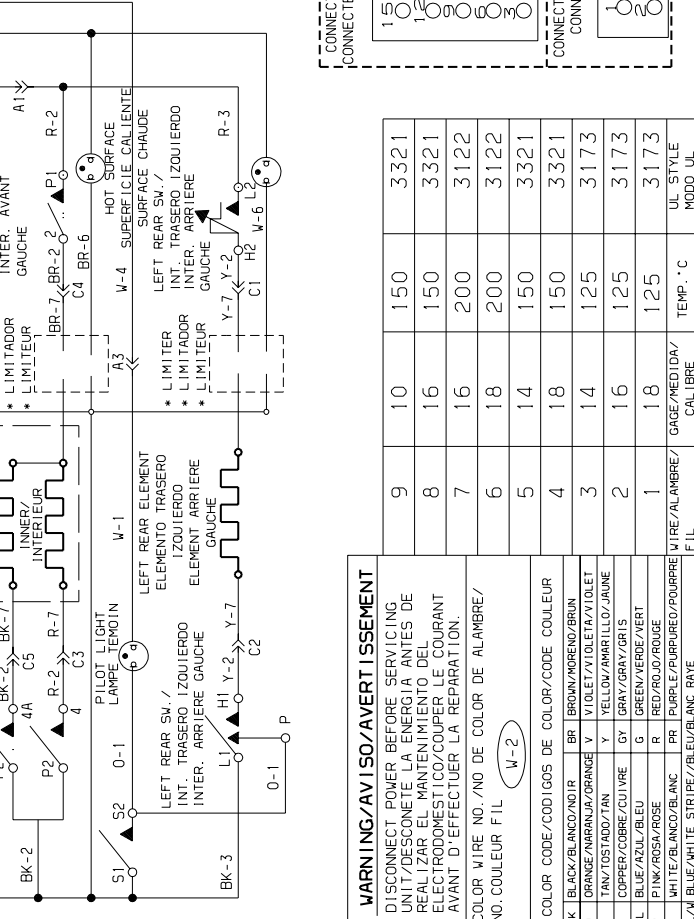
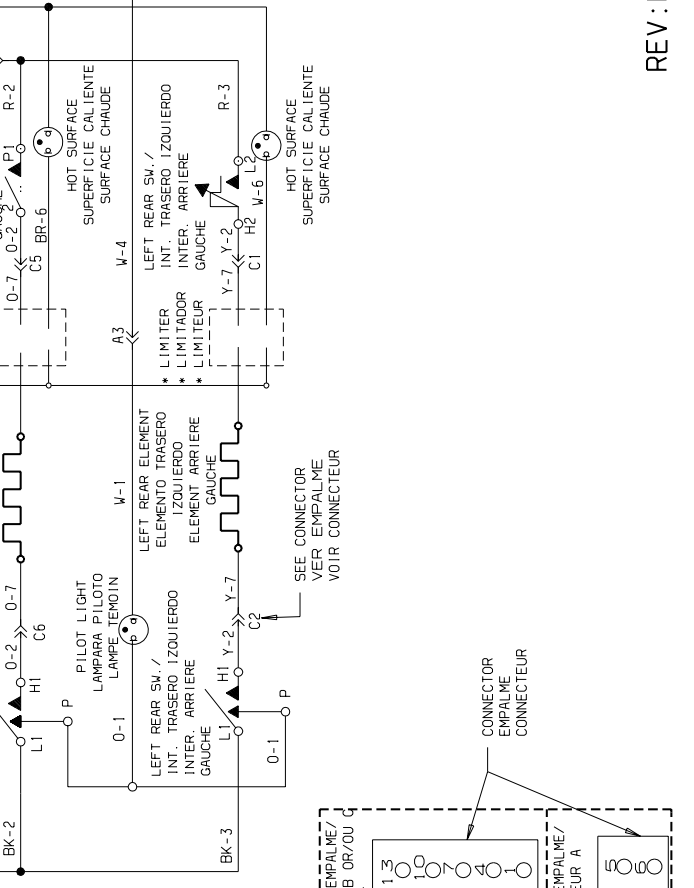
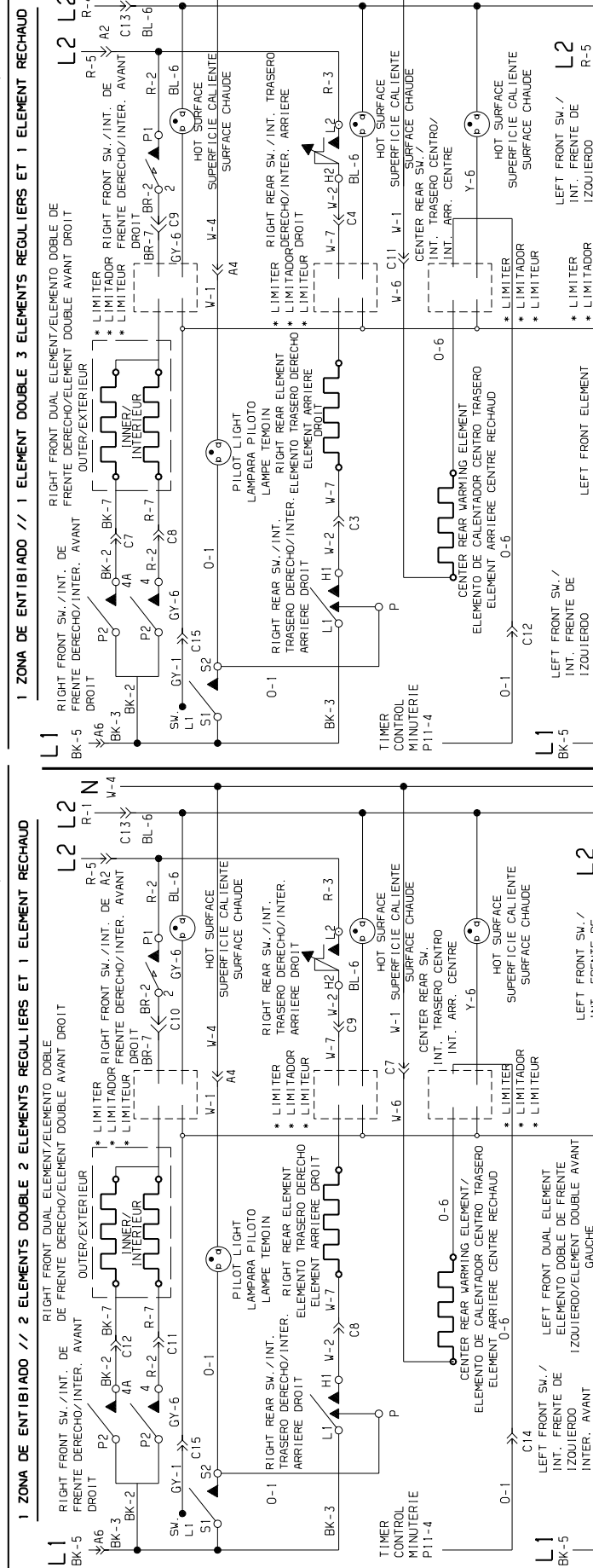


NOTE: CIRCUIT SHOWN WITH ALL CONTROLS SET TO "OFF". OVEN DOOR CLOSED AND UNLOCKED. EL CIRCUITO ESTA ILLUSTRADO CON TODOS LOS CONTROLES A "OFF" (ACAPADO), PUERTA DE HORNO ABIERTA Y NO CERRADA. LE SCHEMA ELECTRIQUE INDIQUE QUE LES COMMANDES SONT A "ARRET", QUE LA PORTE EST FERMEE ET NON VERROUILLÉE.



318045090 REV. D

2 DOUBLE ELEMENTS 2 REGULARS ELEMENTS AND 1 WARMING ELEMENT // 2 ELEMENTOS DOBLES. 2 ELEMENTOS Y 1 ELEMENTO RECHAUD



NO. COULEUR FIL	W-2	W-1	W-4	W-6	W-7	W-8	W-9	W-10	W-11	W-12	W-13	W-14	W-15	W-16	W-17	W-18	W-19	W-20	W-21	W-22	W-23	W-24	W-25	W-26	W-27	W-28	W-29	W-30	W-31	W-32	W-33	W-34	W-35	W-36	W-37	W-38	W-39	W-40
15	14	13	12	11	10	9	8	7	6	5	4	3	2	1	0	0	0	0	0	0	0	0	0	0	0	0	0	0	0	0	0	0	0	0	0	0	0	0

CONNECTOR A EMPALME / CONNECTEUR A

CONNECTOR B OR/OU / CONNECTEUR B

WARNING/AVISO/AVERTISSEMENT
 DISCONNECT POWER BEFORE SERVICING UNIT/DESCONECTE LA ENERGIA ANTES DE REALIZAR EL MANTENIMIENTO DEL ELECTRODOMESTICO/COUPER LE COURANT AVANT D'EFFECTUER LA REPARATION.

COLOR CODE/CODIGOS DE COLOR/CODE COULEUR

BK	BLACK/BLANCO/NOIR	BR	BROWN/MORENO/BRUN																																				
OR	ORANGE/NARANJA/ARANJE	O	YELLOW/AMARILLO/VIOLET																																				
T	TAN/TOSTADO/TAN	Y	YELLOW/AMARILLO/JAUNE																																				
C	COPPER/COBRE/CUIVRE	GY	GRAY/GRAY/GRIS																																				
BL	BLUE/AZUL/BLEU	G	GREEN/VERDE/VERT																																				
P	PINK/ROSA/ROSE	R	RED/ROJO/ROUGE																																				
W	WHITE/BLANCO/BLANC	PR	PURPLE/POURPRE/POURPRE																																				
BL/4	BLUE/ANTE STRIPEZ/BLEU/BLANC RAYE																																						

GAGE/MEDIDA / CALIBRE

TEMP. °C

UL STYLE / MODELO UL

REV : D