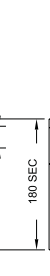

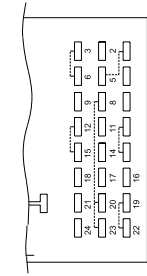


CAUTION: DISCONNECT ELECTRIC CURRENT BEFORE SERVICING



50 SEC MAX
 DETAIL FOR SPRAY SUBINTERVAL
 AND PAUSE FOR MOTOR/PUMP
 CONTROL CIRCUITS.

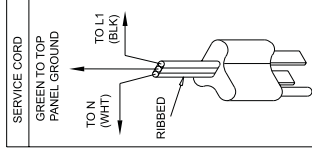
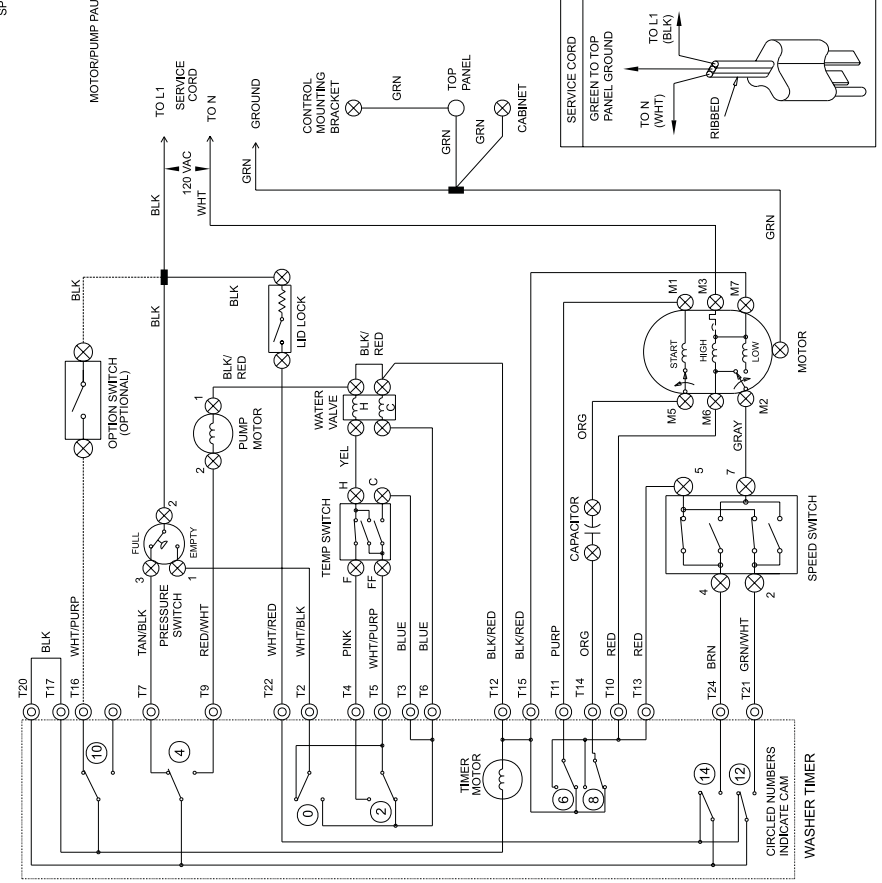


- WIRING CODES
- ⊙ PLUG IN TIMER TERMINAL
 - ⊗ QUICK DISCONNECT TERMINAL
 - SCREW TERMINAL
 - ⊕ CONNECTION
 - ⊖ NO CONNECTION
 - ⊛ MOTOR SWITCH
 - ⊞ SPLICE
 - ⊟ MOTOR PROTECTOR
 - ⊠ CHASSIS (CABINET) GROUND

TEMPERATURE SWITCH CIRCUIT		FF-H	FF-H	FF-C
WASH/RINSE	0	0	X	X
COLD/COLD	X	0	0	X
WARM/COLD	X	0	0	X
HOT/COLD	X	0	0	0
WARM/WARM (OPT)	0	X	X	X

SPEED SWITCH CIRCUIT		2-5	2-7	4-7	4-5
AGIT/SPIN	X	0	0	0	X
NIN	X	0	0	0	0
NIS	X	0	0	0	0
SIN (OPT)	0	X	X	0	X
SIS	0	X	X	0	0

N=NORMAL S=SLOW



CIRCLED NUMBERS INDICATE CAM
 WASHER TIMER

NOTE: * INDICATES TIMER SWITCH CONTACTS
 T= TOP
 B= BOTTOM
 -----= OPTIONAL ON SOME MODELS

WIRING DIAGRAM
 PIN 134052000