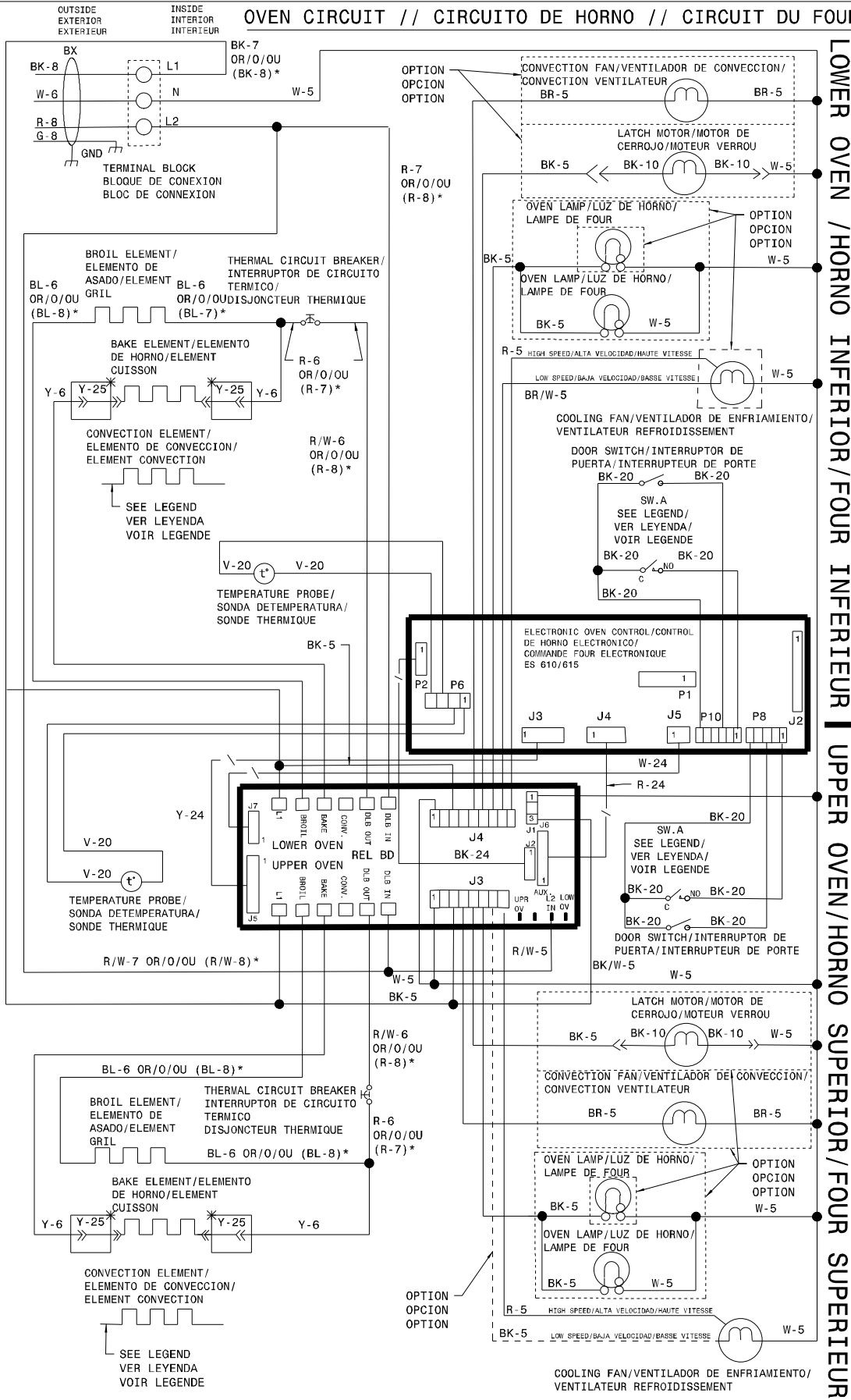


OVEN CIRCUIT // CIRCUITO DE HORNO // CIRCUIT DU FOUR

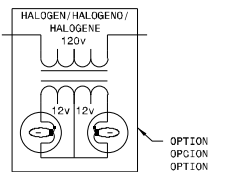
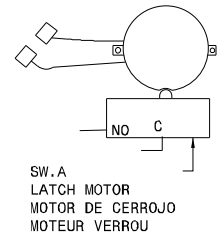


COLOR CODE/CODIGOS DE COLOR/CODE DE COULEUR  
 G. - GREEN / VERDE / VERT  
 W. - WHITE / BLANCO / BLANC  
 R. - RED / ROJO / ROUGE  
 O. - ORANGE / NARANJA / ORANGE  
 Y. - YELLOW / AMARILLO / JAUNE  
 BR. - BROWN / MORENO / BRUN  
 BL. - BLUE / AZUL / BLEU  
 BK. - BLACK / NEGRO / NOIR  
 BR/W. - BROWN/WHITE // MORENO/BLANCO // BRUN/BLANC

CODE	GAUGE	TEMP. °C	CSA	UL
CODIGO	MEDIDA			
CODE	CALIBRE			
1	18	125	CL1251	3173
2	16	125	CL1251	3173
3	14	125	CL1251	3173
4	12	125	CL1251	3173
5	18	150	EXL-150	3321
6	16	150	EXL-150	3321
7	14	150	EXL-150	3321
8	12	150	EXL-150	3321
9	10	150	EXL-150	3321
10	18	200	SEW-1	3122
11	16	200	SEW-1	3122
12	12	250		3252
13	16	250		3252
14	20	150	EXL-150	3321
15	8	150	EXL-150	3321
16	8	60		
17	10	60		
18	10	200	SEW-1	3122
19	20	125	CL1251	3173
20	20	200	SEW-1	3122
21	22	125	CL-1251	3173
22	22	150	EXL-150	3321
23	18	200		3573
24	22	150		10109
25	16	450		5107

EXAMPLE/EJEMPLO/EXEMPLE: (R-8)\*  
 \* WHEN USING 4000 W. BROIL ELEMENT  
 \* CUANDO SE USA 4000 W. ELEMENTO DE ASADO  
 \* QUAND UTILISE AVEC 4000 W. ELEMENT GRILLAGE

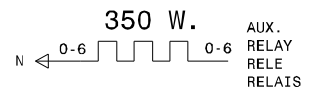
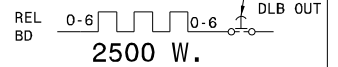
OPTIONAL: \* TRUE HIDE BAKE ONLY.  
 OPCIONAL: \* ELEMENTO OCULTO DE HORNO SOLAMENTE.  
 FACULTATIF: \* ELEMENT CACHE SEULEMENT.



LEGEND/LEYENDA/LEGENDE

CONVECTION ELEMENT/ELEMENTO DE CONVECCION/ELEMENT CONVECTION

THERMAL CIRCUIT BREAKER / INTERRUPTOR DE CIRCUITO TERMICO / DISJONCTEUR THERMIQUE



CAUTION: DISCONNECT POWER BEFORE SERVICING UNIT.  
 ATENCION: CORTAR LA CORRIENTE ANTES DE REALIZAR EL MANTENIMIENTO DEL ELECTRODOMESTICO.  
 ATTENTION: COUPEZ L'ALIMENTATION AVANT D'EFFECTUER LA REPARATION.

318046121 REV:H