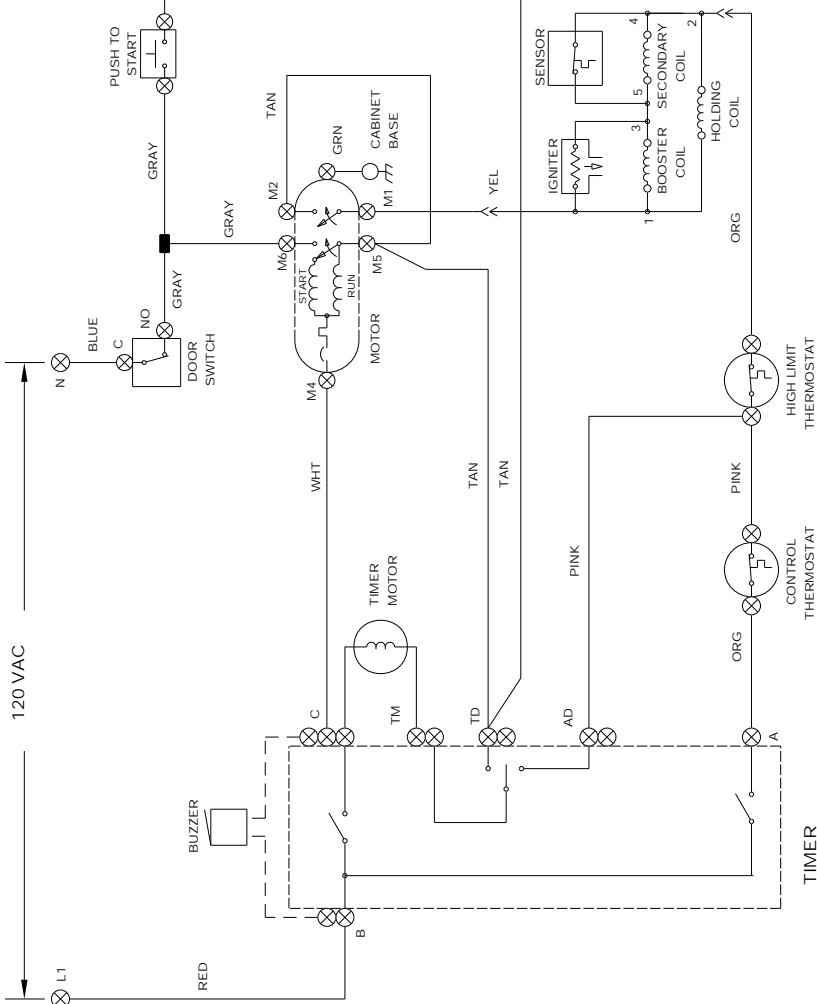
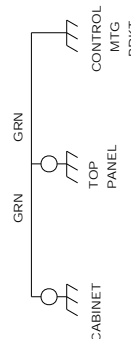


CAUTION: DISCONNECT ELECTRIC CURRENT BEFORE SERVICING. LABEL ALL WIRES PRIOR TO DISCONNECTION WHEN SERVICING CONTROLS. WIRING ERRORS CAN CAUSE IMPROPER AND DANGEROUS OPERATION. VERIFY PROPER OPERATION AFTER SERVICING.



WIRING CODES

	PLUG-IN TIMER
	QUICK DISCONNECT TERMINAL
	CONNECTION
	NO CONNECTION
	MOTOR SWITCH
	SPLICE
	MOTOR PROTECTOR
	CHASSIS (CABINET) GROUND
	SCREW TERMINAL
	HARNESS CONNECTOR TERMINAL
	INSULATED TERMINAL



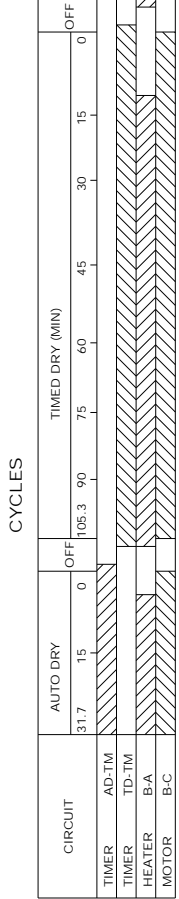
- NOTES:**
1. ALL WIRING MUST CONFORM TO LOCAL ELECTRICAL CODES.
 2. CONNECT DRYER TO A 15 AMPERE INDIVIDUAL BRANCH CIRCUIT.
 3. TIMER SHOWN IN OFF POSITION. DOOR SWITCH CLOSED, MOTOR AT REST & THERMOSTAT CLOSED

WIRE SPECIFICATIONS

CODE	WIRE GAUGE A.W.G.	INSULATION MATERIAL
18P	18	105° PVC (POLYVINYLCHLORIDE)

NOTE: ALL UNSPECIFIED WIRE CODES ARE 18P.

NOTE: DASHED LINES INDICATE CIRCUITS THAT ARE NOT IN ALL MODELS.



BAR CHART TO THE LEFT REPRESENTS ONE COMPLETE REVOLUTION OF TIMER SHAFT. SHADED PORTION OF BAR CHART INDICATES THE PROPORTIONAL TIMES THAT INTERNAL TIMER CONTACTS ARE CLOSED.